

Configurable Process Models as a Basis for Reference Modeling

– position paper –

W.M.P. van der Aalst^{1,3}, A. Dreiling^{2,3}, M. Rosemann³, and M.H.
Jansen-Vullers¹

¹ Department of Technology Management, Eindhoven University of Technology, P.O.
Box 513, NL-5600 MB, Eindhoven, The Netherlands.

w.m.p.v.d.aalst@tm.tue.nl

² European Research Center for Information Systems, University of Münster
Leonardo-Campus 3, 48149 Münster, Germany.

³ Centre for IT Innovation, Queensland University of Technology Level 5 / 126
Margaret St, Brisbane, QLD 4000, Australia.

Abstract. Off-the-shelf packages such as SAP need to be configured to suit the requirements of an organization. Reference models support the configuration of these systems. Existing reference models use rather traditional languages. For example, the SAP reference model uses Event-driven Process Chains (EPCs). Unfortunately, traditional languages like EPCs do not capture the configuration-aspects well. Consider for example concept of “choice” in the control-flow perspective. Although any process modeling language, including EPCs, offers a choice construct (e.g., the XOR connector in EPCs), a single construct will not be able to capture the time dimension, scope, and impact of a decision. Some decisions are taken at run-time for a single case while other decisions are taken at configuration time impacting a whole organization and all current and future cases. This position paper discusses the need for *configurable process models* as a basic building block for reference modeling. The focus is on the control-flow perspective.

1 Introduction

The main objective of reference models is to streamline the design of particular models by providing a generic solution [15]. The application of reference models is motivated by the “Design by Reuse” paradigm. Reference models accelerate the modeling and configuration process by providing a repository of potentially relevant models. These models are ideally “plug and play” but often require some customization/configuration [5]. Unfortunately, the languages used for reference modeling [4, 6, 11, 14] provide little of no support for configuration. The goal of this position paper is to discuss the need for *configurable process models*.

One of the most comprehensive models is the SAP reference model [6, 11]. Its data model includes more than 4000 entity types and the reference process

models cover more than 1000 business processes and inter-organizational business scenarios [15]. Most of the other dominant ERP vendors have similar or alternative approaches towards reference models. Foundational conceptual work for the SAP reference model has been conducted by SAP AG and the IDS Scheer AG in a collaborative research project in the years 1990-1992 [10]. The outcome of this project was the process modeling language Event-Driven Process Chains (EPCs) [10, 12], which has been used for the design of the reference process models in SAP. EPCs also became the core modeling language in the Architecture of Integrated Information Systems (ARIS) [16, 17]. It is now one of the most popular reference modeling languages and has also been used for the design of many SAP-independent reference models (e.g., the ARIS-based reference model for Siebel CRM or industry models for banking, retail, insurance, telecommunication, etc.). *Despite its success the basic EPC model offers little support for process configuration.* It contains (X)OR connectors but it is unclear whether the corresponding decisions need to be taken at run-time (e.g., based on the stock-level), at build-time (e.g., based on the size of the organization using SAP), or somewhere in-between (e.g., the period of the year or based on work-in-progress or resource availability). Therefore, we developed the so-called *Configurable EPCs* (C-EPCs) [15, 7]. However, these C-EPCs only provide a partial solution and are based on a specific language (EPCs). In this position paper, we would like to trigger a discussion on requirements for configurable process models in a broader perspective.

The remainder of the paper is organized as follows. First, we elaborate on the concept of “choice” which is essential for configurable process models. Second, we briefly discuss Configurable EPCs as a first step towards such models. Finally, we approach the problem from a more theoretical viewpoint, i.e., what is the essence of configuration?

2 Configuration: It is all about making choices

This paper focuses on configurable process models, i.e., we restrict ourselves to the control-flow perspective [9]. There are many languages to model processes ranging from formal (e.g., Petri nets and process algebras such as Pi calculus) to informal (flow charts, activity diagrams, EPCs, etc.). Each of these languages provides some *notion of choice*. For example, two transitions sharing a single input place in a Petri net or an (X)OR-split connector in an EPC. Typically, it is not possible to describe the nature of such a choice. At best one can specify a Boolean condition based on some data element. The typical interpretation is that the choice is made at run-time based on such a Boolean condition. *In the context of reference models, this interpretation too narrow.* To illustrate this we use Figure 1.

The *scope* of a decision may be limited to a single case or a set of cases. For example, if a hospital uses a rule like “If a patient has high blood pressure a day before the planned operation, the operation is canceled”, then the scope of each choice (operate or not) is limited to a single patient. There may also

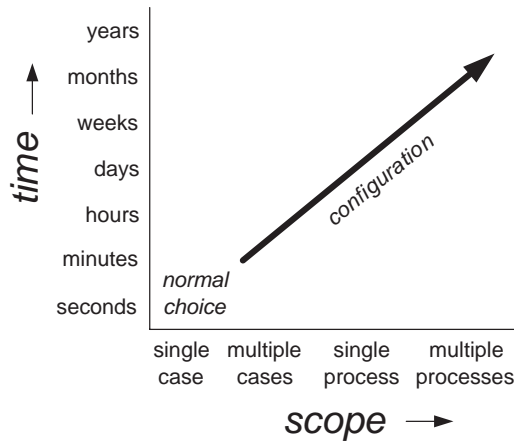


Fig. 1. The scope and time impact of a choice.

be choices which affect more cases, e.g., consider the rule “If there is a major disaster in the region, all planned operations are canceled.” or even an entire process, e.g., “The admittance process requires patients to pre-register.”. There may also be choices that affect all process in some organizations. Related to this is the *time impact*: a decision may have only short term effects (say minutes) or also long term effects (e.g., years). Typically, the scope and time impact correlate positively as shown in Figure 1. The classical process modeling languages, e.g., the languages used in workflow management systems [2, 9], allow only for choices in the lower-left quadrant (labeled “normal choice”). Reference models allow for a broader spectrum of choices. At configuration time, one also needs to make choice which will affect choices at run-time. For example, at configuration time one can choose not to use specific functionality offered by the system. It may also be possible, to use the functionality conditionally (e.g., depending on the workload). One can view configuration as *limiting choices by making choices*. Seen from this viewpoint, process modeling languages need to distinguish between run-time choices and configuration choices (i.e., at build-time). Note that the borderline between run-time and build-time may be a bit fuzzy as the following examples show.

- Based on the volume of the order, the goods are shipped by truck or mail.
- On Saturday, goods are shipped by truck.
- If it rains for more than five hours, the shop is closed.
- If stock is below 100 items, only preferred customers are serviced.
- The Dutch branches require a deposit, while this is not needed for branches in other countries.
- The organization chooses not to allow for pre-shipments.

Note that each of these choices is at another level. However, the processes in e.g. the SAP reference model show only one type of choice: the (X)OR-split connector. This triggered us to develop the so-called C-EPCs.

3 Configuration: An example of a language

This section introduces *Configurable EPCs* (C-EPCs) as an extension of the classical EPCs [10]. A classical EPC consists of functions (i.e., the activities), events and connectors. Functions follow events and events follow functions. Moreover, to model splits and joins in a process connectors may be used. There are three types of connectors: AND, OR and XOR. AND-splits and AND-joins may be used to model parallel routing. XOR-splits and XOR-joins may be used to model the selection of specific routes (e.g., an “if then else” construct). OR-splits and OR-joins may be used to model a mixture of conditional and parallel routing. (However, the semantics of the OR-join is still debated [12].)

In a C-EPC *both functions and connectors may be configurable*. Configurable functions may be included (ON), skipped (OFF) or conditionally skipped (OPT). Configurable connectors may be restricted at build-time time, e.g., a configurable connector of type OR may be mapped onto an AND connector. Local configuration choices like skipping a function may be limited by configuration requirements. For example, if one configurable connector c of type OR is mapped onto an XOR connector, then another configurable function f needs to be included. This configuration requirement may be denoted by the logical expression; $c = OR \Rightarrow f = ON$. In addition to these requirements it is possible to add guidelines, supporting the configuration process.

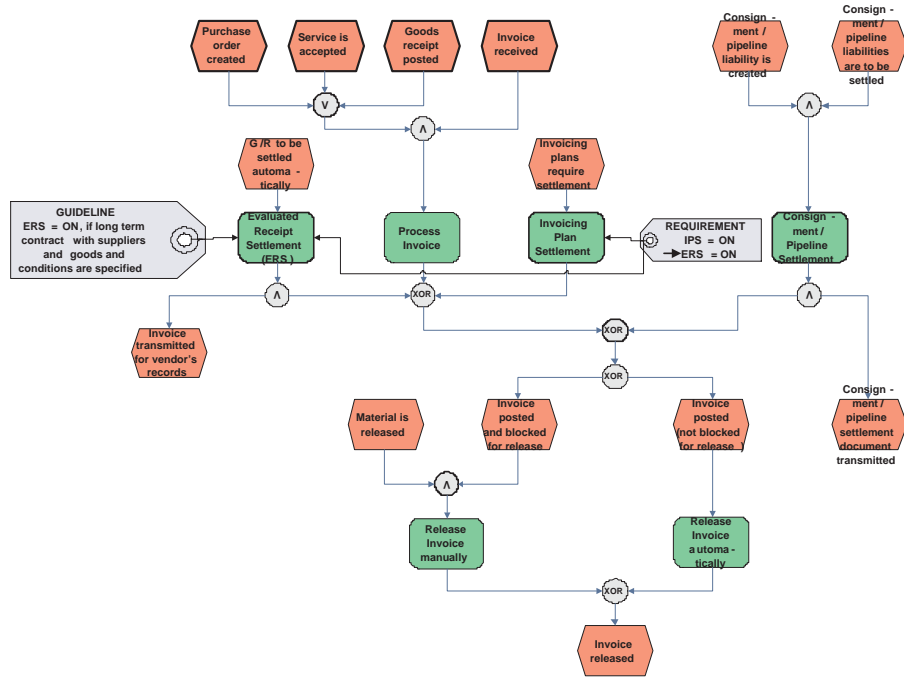


Fig. 2. A Configurable EPC.

Figure 2 shows a C-EPC describing an invoice verification process. The figure shows an EPC extended with configurable functions and connectors (indicated using thick lines). For example function *Invoicing Plan Settlement* is configurable, i.e., it may be included (ON), skipped (OFF) or conditionally skipped (OPT). The diagram shows also some configurable connectors. In this position paper we do not further elaborate on C-EPCs. For more information, we refer to [15, 7]. The important thing to note is that it is possible to extend a language like EPCs with configurable elements. Moreover, there are two types of choices: (1) configuration choices (i.e., decisions made at build-time) and (2) “normal” choices (i.e., decisions made at run-time).

4 Configuration: A theoretical perspective

To conclude this position paper, we discuss configuration more from a theoretical perspective. A reference model provides a generic solution that needs to be configured for a specific situation. Therefore, the goal of configuration is to specialize and there seems to be a natural link to *inheritance of dynamic behavior* [1, 3]. This suggests that a reference model can be seen as a superclass and a concrete model as one of its subclasses. However, this creates a problem because in the traditional notion of inheritance the subclass adds things to the superclass (e.g., additional methods or attributes). For reference models this view seems to be less suitable because configuration does not add things but rather selects the desired parts. If one considers multiple inheritance, a superclass can be seen as the “greatest common denominator” of all of its subclasses. However, for reference models, the superclass (i.e., the reference model) is more like the “least common multiple” [1]. Nevertheless, we can use some of the ideas described in [1, 3], in particular we use the idea of *hiding* and *blocking*.

Any process model having formal semantics can be mapped onto a labeled transition system. The nodes in a labeled transition system represent states, the directed edges represent transitions, and each transition has a label denoting some event, action or activity. Traditional choices in the process model, correspond to nodes in the labeled transition system with multiple output arcs. Consider Figure 3(a) showing a labeled transition system. In the initial state (the top node, edges go from top to bottom) there is a choice between *a* and *b*. If *a* is selected, the next step is *c* and then there is a choice between *d* and *e*, etc. If we consider Figure 3(a) to be a reference model, a configuration of this model should select the desired parts. This can be done by blocking and hiding edges or labels. In Figure 3(b) one edge is blocked and three edges are hidden. Hiding and blocking should be interpreted as in [1, 3], i.e., hiding corresponds to *abstraction* and blocking corresponds to *encapsulation*. If an edge is blocked, it cannot be taken anymore. By hiding an edge the path is still possible but the associated label is no longer relevant, i.e., it is renamed to a silent step τ . One can think of the latter as simply skipping the edge. Figure 3(c) shows the resulting model after blocking and hiding the edges indicated in Figure 3(b).

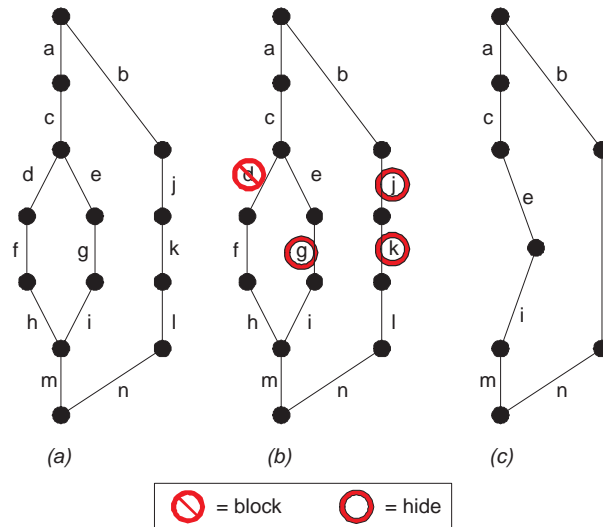


Fig. 3. Three labelled transition systems: (a) the initial model (e.g., the reference model), (b) a particular configuration hiding and blocking specific edges/labels, and (c) the resulting model.

A configurable process model should allow for the specification of which edges/labels can be blocked and hidden. An interesting question is whether it should be possible to defer this decision to run-time. In the latter case, there would be two more options: *optional blocking* and *optional hiding* (to be decided at run-time). C-EPCs can be seen as a rather naive, but very intuitive, configuration language that allows for the specification of the edges/labels can be (optionally) blocked and hidden at build-time. Using the theory developed in [1, 3] and basic notions such as simulation, bisimulation, and branching bisimulation [8, 13] on the one hand and practical experiences using C-EPCs on the other hand, we hope to develop more mature configuration languages.

The aim of this position paper is to trigger a discussion on configurable process models. To do this we argued that configuration is highly related to the timing and scope of choices. We also showed an example of a language (C-EPCs). However, to allow for a more language-independent discussion we also tried to capture the essence of configuration in terms of (optional) hiding and blocking of edges or labels.

References

1. W.M.P. van der Aalst and T. Basten. Inheritance of Workflows: An Approach to Tackling Problems Related to Change. *Theoretical Computer Science*, 270(1-2):125–203, 2002.
2. W.M.P. van der Aalst and K.M. van Hee. *Workflow Management: Models, Methods, and Systems*. MIT press, Cambridge, MA, 2002.
3. T. Basten and W.M.P. van der Aalst. Inheritance of Behavior. *Journal of Logic and Algebraic Programming*, 47(2):47–145, 2001.

4. J. Becker, M. Kugeler, and M. Rosemann, editors. *Process Management: A Guide for the Design of Business Processes*. Springer-Verlag, Berlin, 2003.
5. P. Bernus. Generalised Enterprise Reference Architecture and Methodology, Version 1.6.3. IFIP/FAC Task Force on Architectures for Enterprise Integration, March 1999.
6. T. Curran and G. Keller. *SAP R/3 Business Blueprint: Understanding the Business Process Reference Model*. Upper Saddle River, 1997.
7. A. Dreiling, M. Rosemann, W.M.P. van der Aalst, W. Sadiq, and S. Khan. Model-driven process configuration of enterprise systems. In O.K. Ferstl, E.J. Sinz, S. Eckert, and T. Isselhorst, editors, *Wirtschaftsinformatik 2005. eEconomy, eGovernment, eSociety*, pages 687–706, Heidelberg, Germany, 2005. Physica-Verlag.
8. R.J. van Glabbeek and W.P. Weijland. Branching Time and Abstraction in Bisimulation Semantics. *Journal of the ACM*, 43(3):555–600, 1996.
9. S. Jablonski and C. Bussler. *Workflow Management: Modeling Concepts, Architecture, and Implementation*. International Thomson Computer Press, London, UK, 1996.
10. G. Keller, M. Nüttgens, and A.W. Scheer. Semantische Prozessmodellierung auf der Grundlage Ereignisgesteuerter Prozessketten (EPK). Veröffentlichungen des Instituts für Wirtschaftsinformatik, Heft 89 (in German), University of Saarland, Saarbrücken, 1992.
11. G. Keller and T. Teufel. *SAP R/3 Process Oriented Implementation*. Addison-Wesley, Reading MA, 1998.
12. E. Kindler. On the Semantics of EPCs: A Framework for Resolving the Vicious Circle. In J. Desel, B. Pernici, and M. Weske, editors, *International Conference on Business Process Management (BPM 2004)*, volume 3080 of *Lecture Notes in Computer Science*, pages 82–97. Springer-Verlag, Berlin, 2004.
13. R. Milner. *A Calculus of Communicating Systems*, volume 92 of *Lecture Notes in Computer Science*. Springer-Verlag, Berlin, 1980.
14. M. Rosemann. Application Reference Models and Building Blocks for Management and Control (ERP Systems). In P. Bernus, L. Nemes, and G. Schmidt, editors, *Handbook on Enterprise Architecture*, pages 596–616. Springer-Verlag, Berlin, 2003.
15. M. Rosemann and W.M.P. van der Aalst. A Configurable Reference Modelling Language. *Information Systems* (to appear, also available from BPMCenter.org), 2005.
16. A.W. Scheer. *Business Process Engineering, Reference Models for Industrial Enterprises*. Springer-Verlag, Berlin, 1994.
17. A.W. Scheer. *ARIS: Business Process Modelling*. Springer-Verlag, Berlin, 2000.